



# Plasson Adjustable Elbow & Adjustable Elbow One Sided

Another unique innovation from Plasson, Adjustable Elbow and Adjustable Elbow One Sided, enables you to turn awkward and hard to solve PE pipe installation situations to a "piece of cake".

These EF Fittings allow welding at any angle of  $\pm 12^\circ$  per ball joint. This can solve problematic situations, such as:


- Misaligned pipes
- Connections at an undefined angle
- Connection of pipe to valve, pumps, etc., in misalignment situations
- Connection of buried pipes where only a short section is exposed



Prior to welding, the ball joints are fully adjustable within the  $\pm 12^\circ$ . After welding, the joint is a full EF welded connection.

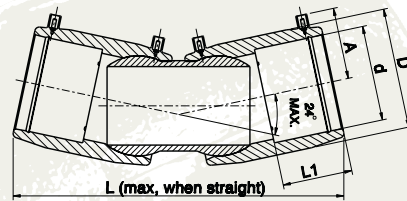
The Adjustable Elbow, is pressure rated, as the rest of Plasson EF Line,  
Water PN16  
Gas MOP10





## Adjustable Elbow

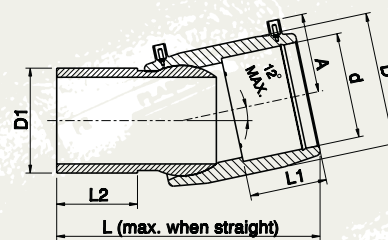
49474



d	L	L1	D	A	W	P
110	362	80	140	83	2030	8
125	382	85	157	95	2630	8
160	456	96	200	114	4500	3
180	511	104	223	128	7500	2

## Adjustable Elbow One Sided

49475



d x D1	L	L1	D	A	UC	W	P
110 x 110	267	80	85	140	12	1270	12
125 x 125	285	85	90	157	12	1740	12
160 x 160	293	96	100	200	4	3150	4
180 x 180	311	104	138	223	3	4370	2