



HDPE Long Spigot Fabricated Fittings Advantage 29 Series Mitred Bends



Plastic Systems have been supplying bespoke fabricated fittings for major projects for many years. As the size of pipe manufactured in New Zealand increases, so too has the demand for off the shelf large bore fittings. Our Plasson and Simona moulded HDPE spigot fittings range has increased to follow HDPE capability, and we can now offer standard pricing for large bore fabricated bends and tees on a made to order basis. Other fittings such as reducing tees and reducers are also available on a POA basis.



The fabricated fittings are made from PE100 pipe made in accordance with AS/NZS 4130 and the fabrication fittings follow POP006 PIPA guidelines.

ADVANTAGE 29 SERIES: FULL BORE, LONG SPIGOT, FABRICATED MITRED BENDS

Manufactured In Accordance With POP006, the 29 Series bends are manufactured to the exact dimensional requirements in terms of pressure rating and specific SDR. The mitre configurations are designed using POP006 PN=fB xPN Pipe. The mitre angles shall not be greater than 15 Degrees.

ADVANTAGE 29 SERIES - FULL BORE SDR11/PN16 MITRE BENDS

	CODE:	SIZE (OD) mm	PRICE
11° SDR11/PN16 1 Mitre Bend 	FFPEH29B11DEG/110	110	
	FFPEH29B11DEG/125	125	
	FFPEH29B11DEG/160	160	
	FFPEH29B11DEG/180	180	
	FFPEH29B11DEG/200	200	
	FFPEH29B11DEG/225	225	
	FFPEH29B11DEG/250	250	
	FFPEH29B11DEG/280	280	
	FFPEH29B11DEG/315	315	
	FFPEH29B11DEG/355	355	
	FFPEH29B11DEG/400	400	
	FFPEH29B11DEG/450	450	
	FFPEH29B11DEG/500	500	
	FFPEH29B11DEG/560	560	
	FFPEH29B11DEG/630	630	
	FFPEH29B11DEG/710	710	
	FFPEH29B11DEG/800	800	
FFPEH29B11DEG/900	900		
FFPEH29B11DEG/1000	1000		
22.5° SDR11/PN16 2 Mitre Bend 	FFPEH29B22.5DEG/110	110	
	FFPEH29B22.5DEG/125	125	
	FFPEH29B22.5DEG/160	160	
	FFPEH29B22.5DEG/180	180	
	FFPEH29B22.5DEG/200	200	
	FFPEH29B22.5DEG/225	225	
	FFPEH29B22.5DEG/250	250	
	FFPEH29B22.5DEG/280	280	
	FFPEH29B22.5DEG/315	315	
	FFPEH29B22.5DEG/355	355	
	FFPEH29B22.5DEG/400	400	
	FFPEH29B22.5DEG/450	450	
	FFPEH29B22.5DEG/500	500	
	FFPEH29B22.5DEG/560	560	
	FFPEH29B22.5DEG/630	630	
	FFPEH29B22.5DEG/710	710	
	FFPEH29B22.5DEG/800	800	
FFPEH29B22.5DEG/900	900		
FFPEH29B22.5DEG/1000	1000		

	CODE:	SIZE (OD) mm	PRICE
45° SDR11/PN16 3 Mitre Bend 	FFPEH29B45DEG/110	110	
	FFPEH29B45DEG/125	125	
	FFPEH29B45DEG/160	160	
	FFPEH29B45DEG/180	180	
	FFPEH29B45DEG/200	200	
	FFPEH29B45DEG/225	225	
	FFPEH29B45DEG/250	250	
	FFPEH29B45DEG/280	280	
	FFPEH29B45DEG/315	315	
	FFPEH29B45DEG/355	355	
	FFPEH29B45DEG/400	400	
	FFPEH29B45DEG/450	450	
	FFPEH29B45DEG/500	500	
90° SDR11/PN16 6 Mitre Bend 	FFPEH29B90DEG/110	110	
	FFPEH29B90DEG/125	125	
	FFPEH29B90DEG/160	160	
	FFPEH29B90DEG/180	180	
	FFPEH29B90DEG/200	200	
	FFPEH29B90DEG/225	225	
	FFPEH29B90DEG/250	250	
	FFPEH29B90DEG/280	280	
	FFPEH29B90DEG/315	315	
	FFPEH29B90DEG/355	355	
	FFPEH29B90DEG/400	400	
	FFPEH29B90DEG/450	450	
	FFPEH29B90DEG/500	500	
FFPEH29B90DEG/560	560		
FFPEH29B90DEG/630	630		
FFPEH29B90DEG/710	710		
FFPEH29B90DEG/800	800		
FFPEH29B90DEG/900	900		
FFPEH29B90DEG/1000	1000		

PRICES INDICATED DO NOT INCLUDE GST



Asmuss Plastic Systems Limited

FREEPHONE: 0800 000 546 Facsimile: (64) (9) 477 - 2328

sales@plasticsystems.co.nz

34 Arrenway Drive, North Shore City 0632

P.O. Box 100244, North Shore City 0745, Auckland, NZ





Pipe • Fittings • Valving • Measurement & Control



www.plasticsystems.co.nz

HDPE Long Spigot Fabricated Fittings

Advantage 29 Series Mitred Bends

ADVANTAGE 29 SERIES - FULL BORE SDR17/PN10 MITRE BENDS

	CODE:	SIZE (OD) mm	PRICE
11° SDR17/PN10 1 Mitre Bend 	FFPE17H29B11DEG/110	110	
	FFPE17H29B11DEG/125	125	
	FFPE17H29B11DEG/160	160	
	FFPE17H29B11DEG/180	180	
	FFPE17H29B11DEG/200	200	
	FFPE17H29B11DEG/225	225	
	FFPE17H29B11DEG/250	250	
	FFPE17H29B11DEG/280	280	
	FFPE17H29B11DEG/315	315	
	FFPE17H29B11DEG/355	355	
	FFPE17H29B11DEG/400	400	
	FFPE17H29B11DEG/450	450	
	FFPE17H29B11DEG/500	500	
	FFPE17H29B11DEG/560	560	
	FFPE17H29B11DEG/630	630	
	FFPE17H29B11DEG/710	710	
	FFPE17H29B11DEG/800	800	
FFPE17H29B11DEG/900	900		
FFPE17H29B11DEG/1000	1000		
22.5° SDR17/PN10 2 Mitre Bend 	FFPE17H29B22.5DEG/110	110	
	FFPE17H29B22.5DEG/125	125	
	FFPE17H29B22.5DEG/160	160	
	FFPE17H29B22.5DEG/180	180	
	FFPE17H29B22.5DEG/200	200	
	FFPE17H29B22.5DEG/225	225	
	FFPE17H29B22.5DEG/250	250	
	FFPE17H29B22.5DEG/280	280	
	FFPE17H29B22.5DEG/315	315	
	FFPE17H29B22.5DEG/355	355	
	FFPE17H29B22.5DEG/400	400	
	FFPE17H29B22.5DEG/450	450	
	FFPE17H29B22.5DEG/500	500	
	FFPE17H29B22.5DEG/560	560	
	FFPE17H29B22.5DEG/630	630	
	FFPE17H29B22.5DEG/710	710	
	FFPE17H29B22.5DEG/800	800	
FFPE17H29B22.5DEG/900	900		
FFPE17H29B22.5DEG/1000	1000		

	CODE:	SIZE (OD) mm	PRICE
45° SDR17/PN10 3 Mitre Bend 	FFPE17H29B45DEG/110	110	
	FFPE17H29B45DEG/125	125	
	FFPE17H29B45DEG/160	160	
	FFPE17H29B45DEG/180	180	
	FFPE17H29B45DEG/200	200	
	FFPE17H29B45DEG/225	225	
	FFPE17H29B45DEG/250	250	
	FFPE17H29B45DEG/280	280	
	FFPE17H29B45DEG/315	315	
	FFPE17H29B45DEG/355	355	
	FFPE17H29B45DEG/400	400	
	FFPE17H29B45DEG/450	450	
	FFPE17H29B45DEG/500	500	
	FFPE17H29B45DEG/560	560	
	FFPE17H29B45DEG/630	630	
	FFPE17H29B45DEG/710	710	
	FFPE17H29B45DEG/800	800	
FFPE17H29B45DEG/900	900		
FFPE17H29B45DEG/1000	1000		
90° SDR17/PN10 6 Mitre Bend 	FFPE17H29B90DEG/110	110	
	FFPE17H29B90DEG/125	125	
	FFPE17H29B90DEG/160	160	
	FFPE17H29B90DEG/180	180	
	FFPE17H29B90DEG/200	200	
	FFPE17H29B90DEG/225	225	
	FFPE17H29B90DEG/250	250	
	FFPE17H29B90DEG/280	280	
	FFPE17H29B90DEG/315	315	
	FFPE17H29B90DEG/355	355	
	FFPE17H29B90DEG/400	400	
	FFPE17H29B90DEG/450	450	
	FFPE17H29B90DEG/500	500	
	FFPE17H29B90DEG/560	560	
	FFPE17H29B90DEG/630	630	
	FFPE17H29B90DEG/710	710	
	FFPE17H29B90DEG/800	800	
FFPE17H29B90DEG/900	900		
FFPE17H29B90DEG/1000	1000		

FURTHER OPTIONS AVAILABLE - PRICES AVAILABLE ON REQUEST:

- We are able to fabricate to all other dedicated PN ratings
- 30 & 60 Degree options are available in all sizes
- Fully moulded bends are available in some sizes
- Butt Welded options are available in all sizes and angles




HDPE Long Spigot Fabricated Fittings

Advantage 28 Series Mitred Bends




ADVANTAGE 28 SERIES - REDUCED BORE, LONG SPIGOT, FABRICATED MITRED BENDS

Manufactured In Accordance With POP006, the 28 Series bends made from pipe with an increased SDR dimension to achieve the desired PN rating. This option requires less mitres and can be used if a reduced bore is acceptable.

ADVANTAGE 28 SERIES - REDUCED BORE PN16 MITRE BENDS

	CODE:	SIZE (OD) mm	PRICE
22.5° PN16 1 Mitre Bend 	FFPEH28B22.5DEGPN16/110	110	
	FFPEH28B22.5DEGPN16/125	125	
	FFPEH28B22.5DEGPN16/160	160	
	FFPEH28B22.5DEGPN16/180	180	
	FFPEH28B22.5DEGPN16/200	200	
	FFPEH28B22.5DEGPN16/225	225	
	FFPEH28B22.5DEGPN16/250	250	
	FFPEH28B22.5DEGPN16/280	280	
	FFPEH28B22.5DEGPN16/315	315	
	FFPEH28B22.5DEGPN16/355	355	
	FFPEH28B22.5DEGPN16/400	400	
	FFPEH28B22.5DEGPN16/450	450	
	FFPEH28B22.5DEGPN16/500	500	
	FFPEH28B22.5DEGPN16/560	560	
45° PN16 2 Mitre Bend 	FFPEH28B45DEGPN16/110	110	
	FFPEH28B45DEGPN16/125	125	
	FFPEH28B45DEGPN16/160	160	
	FFPEH28B45DEGPN16/180	180	
	FFPEH28B45DEGPN16/200	200	
	FFPEH28B45DEGPN16/225	225	
	FFPEH28B45DEGPN16/250	250	
	FFPEH28B45DEGPN16/280	280	
	FFPEH28B45DEGPN16/315	315	
	FFPEH28B45DEGPN16/355	355	
	FFPEH28B45DEGPN16/400	400	
	FFPEH28B45DEGPN16/450	450	
	FFPEH28B45DEGPN16/500	500	
	FFPEH28B45DEGPN16/560	560	
90° PN16 3 Mitre Bend 	FFPEH28B90DEGPN16/110	110	
	FFPEH28B90DEGPN16/125	125	
	FFPEH28B90DEGPN16/160	160	
	FFPEH28B90DEGPN16/180	180	
	FFPEH28B90DEGPN16/200	200	
	FFPEH28B90DEGPN16/225	225	
	FFPEH28B90DEGPN16/250	250	
	FFPEH28B90DEGPN16/280	280	
	FFPEH28B90DEGPN16/315	315	
	FFPEH28B90DEGPN16/355	355	
	FFPEH28B90DEGPN16/400	400	
	FFPEH28B90DEGPN16/450	450	
	FFPEH28B90DEGPN16/500	500	
	FFPEH28B90DEGPN16/560	560	

ADVANTAGE 28 SERIES - REDUCED BORE PN10 MITRE BENDS

	CODE:	SIZE (OD) mm	PRICE
22.5° PN10 1 Mitre Bend 	FFPEH28B22.5DEGPN10/110	110	
	FFPEH28B22.5DEGPN10/125	125	
	FFPEH28B22.5DEGPN10/160	160	
	FFPEH28B22.5DEGPN10/180	180	
	FFPEH28B22.5DEGPN10/200	200	
	FFPEH28B22.5DEGPN10/225	225	
	FFPEH28B22.5DEGPN10/250	250	
	FFPEH28B22.5DEGPN10/280	280	
	FFPEH28B22.5DEGPN10/315	315	
	FFPEH28B22.5DEGPN10/355	355	
	FFPEH28B22.5DEGPN10/400	400	
	FFPEH28B22.5DEGPN10/450	450	
	FFPEH28B22.5DEGPN10/500	500	
	FFPEH28B22.5DEGPN10/560	560	
45° PN10 2 Mitre Bend 	FFPEH28B45DEGPN10/110	110	
	FFPEH28B45DEGPN10/125	125	
	FFPEH28B45DEGPN10/160	160	
	FFPEH28B45DEGPN10/180	180	
	FFPEH28B45DEGPN10/200	200	
	FFPEH28B45DEGPN10/225	225	
	FFPEH28B45DEGPN10/250	250	
	FFPEH28B45DEGPN10/280	280	
	FFPEH28B45DEGPN10/315	315	
	FFPEH28B45DEGPN10/355	355	
	FFPEH28B45DEGPN10/400	400	
	FFPEH28B45DEGPN10/450	450	
	FFPEH28B45DEGPN10/500	500	
	FFPEH28B45DEGPN10/560	560	
90° PN10 3 Mitre Bend 	FFPEH28B90DEGPN10/110	110	
	FFPEH28B90DEGPN10/125	125	
	FFPEH28B90DEGPN10/160	160	
	FFPEH28B90DEGPN10/180	180	
	FFPEH28B90DEGPN10/200	200	
	FFPEH28B90DEGPN10/225	225	
	FFPEH28B90DEGPN10/250	250	
	FFPEH28B90DEGPN10/280	280	
	FFPEH28B90DEGPN10/315	315	
	FFPEH28B90DEGPN10/355	355	
	FFPEH28B90DEGPN10/400	400	
	FFPEH28B90DEGPN10/450	450	
	FFPEH28B90DEGPN10/500	500	
	FFPEH28B90DEGPN10/560	560	







FURTHER OPTIONS AVAILABLE - PRICES AVAILABLE ON REQUEST:

- We are able to fabricate to all other dedicated PN ratings
- 30 & 60 Degree options are available in all sizes
- Fully moulded bends are available in some sizes
- Butt Welded options are available in all sizes and angles


HDPE Long Spigot Fabricated Fittings

Advantage 27 Series Mitred Bends & Accessories


ADVANTAGE 27 SERIES - DRAINAGE PN16 MITRE BENDS

	SIZE (OD) mm	PRICE
11° 1 Mitre Bend 	From 110 to 1000	
22° 1 Mitre Bend 	From 110 to 1000	
30° 1 Mitre Bend 	From 110 to 1000	
45° 2 Mitre Bend 	From 110 to 1000	
60° 2 Mitre Bend 	From 110 to 1000	
90° 3 Mitre Bend 	From 110 to 1000	


LONG SPIGOT EQUAL TEES

	CODE:	SIZE (OD) mm	PRICE
PE100 PN8 Long Spigot Equal Tee 	FFPEHET/630	630	
	FFPEHET/710	710	
	FFPEHET/800	800	
	FFPEHET/900	900	
	FFPEHET/1000	1000	
Note: Moulded fittings available 90-630mm Further options available on request			



LONG SPIGOT REDUCING TEES

	CODE:	SIZE (OD) mm	PRICE
PE100 PN8 Long Spigot Reducing Tee 	FPE17HRT/090X075	90 X 75mm	
	FPE17HRT/160X110	160 X 110mm	
	FPE17HRT/200X160	200 X 160mm	
	FPE17HRT/225X110	225 X 110mm	
	FPE17HRT/225X160	225 X 160mm	
	FPE17HRT/225X90	225 X 90mm	
	FPE17HRT/250X110	250 X 110mm	
	FPE17HRT/250X160	250 X 160mm	
	FPE17HRT/315X160	315 X 160mm	
Note: Electrofusion Reducing Saddles are available as an alternative in sizes up to 400mm. Refer to our Civil Catalogue. Further options available on request			

LONG SPIGOT HYDRANT TEES

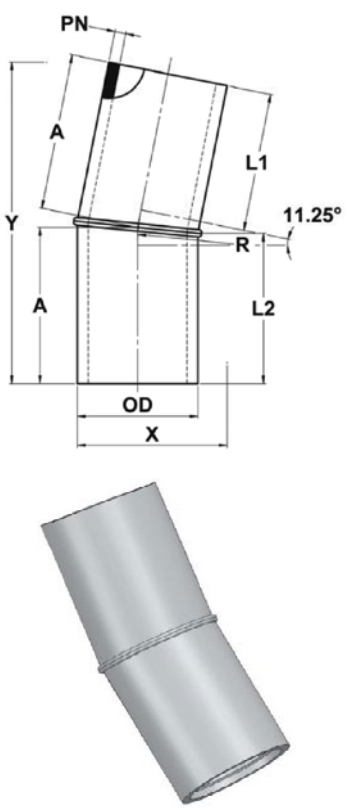
	CODE:	SIZE (OD) mm	PRICE
PE100 SDR11 Long Spigot Hydrant Tee 	FPEHHT/125	125 X Hydrant	
	FPEHHT/180	180 X Hydrant	
	FPEHHT/250	250 X Hydrant	
Note: FBE coating is standard on all Ductile Iron components Further options available on request			

FULL BORE - FULL FACE TRUE-SLIM FLANGES

	CODE:	SIZE (OD) mm	PRICE
PE100 SDR11 Slim Flange Assembly FBE Coated Backing Ring 	SLIMFLANGEFFN/250X200	250 X 200	
	SLIMFLANGEFFN/315X250	315 X 250	
	SLIMFLANGEFFN/355X300	355 X 300	
	PN16 Rated		
PE100 SDR11 Slim Flange Assembly 316 St. Steel Backing Ring 	SLIMFLANGEFFNSS/250X200	250 X 200	
	SLIMFLANGEFFNSS/315X250	315 X 250	
	SLIMFLANGEFFNSS/355X300	355 X 300	
	PN16 Rated		
Other slim flanges available on request			

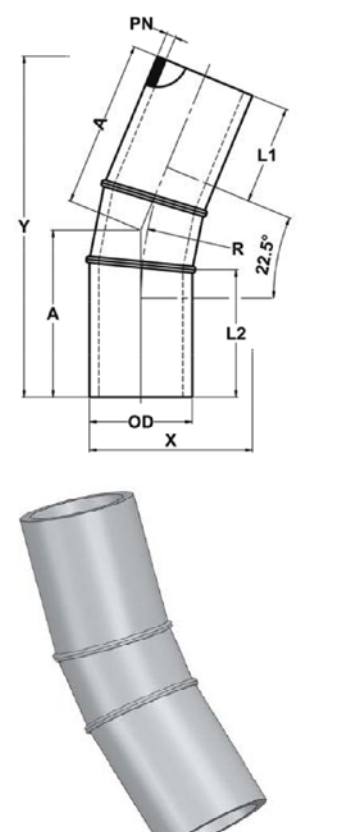
Advantage 29 Series, 11.25° FABRICATED BEND / LONG SPIGOT / PE100

PRESSURE RATED IN ACCORDANCE WITH POP 006. MANUFACTURED FROM 1 X SDR BELOW. ≤ 7.5° MITRES

	OD/DN	L1	L2	A ±15	R	X	Y
	63	243	249	252	95	112	505
75	240	248	251	113	123	505	
90	237	246	251	135	138	505	
110	273	284	290	165	165	584	
125	275	288	294	188	181	594	
140	272	286	293	210	196	594	
160	278	294	302	240	217	614	
180	280	297	306	270	238	624	
200	281	300	310	300	259	634	
225	281	303	314	338	284	644	
250	336	360	373	375	320	763	
280	345	372	386	420	353	792	
315	458	489	504	473	410	1030	
355	470	505	523	533	454	1070	
400	486	526	545	600	503	1119	
450	501	546	568	675	556	1169	
500	572	621	645	750	621	1327	
560	590	645	672	840	686	1387	
630	666	728	759	945	772	1565	
710	740	810	845	1065	868	1743	
800	922	1001	1041	1200	995	2139	
900	1003	1091	1136	1350	1113	2337	
1000	1038	1137	1186	1500	1222	2446	
1100	1183	1292	1346	1650	1352	2773	
1200	1264	1382	1441	1800	1470	2971	

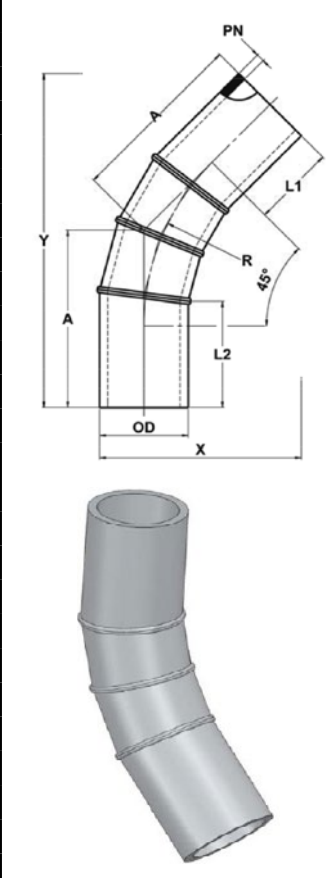
ADVANTAGE 29 SERIES, 22.5° FABRICATED BEND / LONG SPIGOT / PE100

PRESSURE RATED IN ACCORDANCE WITH POP 006. MANUFACTURED FROM 1 X SDR BELOW. ≤ 7.5° MITRES

	OD/DN	L1	L2	A ±15	R	X	Y
	63	169	249	337	844	189	660
75	168	248	337	850	201	662	
90	166	246	337	857	215	665	
110	204	284	377	868	250	746	
125	208	288	382	875	266	758	
140	206	286	382	882	281	761	
160	214	294	392	892	304	784	
180	217	297	397	902	325	798	
200	220	300	402	912	346	811	
225	223	303	407	925	372	826	
250	280	360	467	937	419	946	
280	292	372	482	952	454	981	
315	394	489	617	1122	539	1248	
355	380	505	668	1447	597	1353	
400	396	526	698	1520	652	1419	
450	411	546	728	1596	711	1487	
500	481	621	813	1671	792	1660	
560	500	645	848	1752	863	1739	
630	583	728	939	1789	965	1926	
710	665	810	1029	1827	1077	2115	
800	856	1001	1229	1872	1240	2517	
900	946	1091	1329	1922	1374	2728	
1000	987	1137	1389	2023	1493	2863	
1100	1240	1390	1553	1573	1691	3007	
1200	1207	1382	1680	2377	1797	3461	

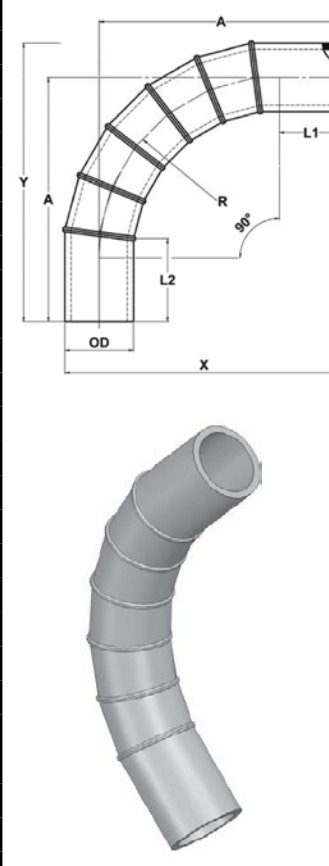
ADVANTAGE 29 SERIES, 45° FABRICATED BEND / LONG SPIGOT / PE100

PRESSURE RATED IN ACCORDANCE WITH POP 006. MANUFACTURED FROM 1 X SDR BELOW. ≤ 7.5° MITRES

	OD/DN	L1	L2	A ±15	R	X	Y
	63	167	247	431	639	359	759
	75	165	245	432	645	370	765
	90	163	243	433	653	383	772
	110	200	281	475	663	430	850
	125	204	284	481	670	447	866
	140	202	282	482	678	461	873
	160	209	289	494	688	486	899
	180	211	291	500	698	507	918
	200	214	294	507	708	529	936
	225	215	295	514	720	555	956
	250	272	352	576	733	620	1071
	280	283	363	593	748	658	1111
	315	384	479	748	879	798	1388
	355	368	493	835	1127	893	1551
	400	382	512	874	1187	960	1634
	450	396	531	914	1250	1030	1719
	500	464	604	1008	1313	1140	1898
	560	481	626	1053	1381	1223	1996
	630	562	707	1149	1418	1350	2185
	710	642	787	1245	1456	1486	2376
	800	830	975	1452	1501	1709	2761
	900	917	1062	1559	1551	1871	2980
	1000	953	1103	1632	1639	2008	3140
	1100	1105	1255	1805	1689	2215	3470
	1200	1167	1342	1966	1929	2415	3781

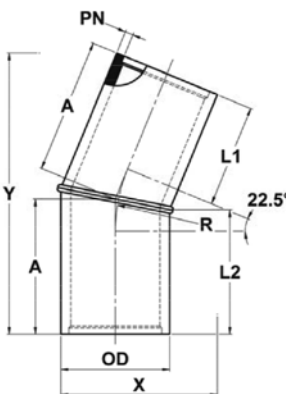
ADVANTAGE 29 SERIES, 90° FABRICATED BEND / LONG SPIGOT / PE100

PRESSURE RATED IN ACCORDANCE WITH POP 006. MANUFACTURED FROM 1 X SDR BELOW. ≤ 7.5° MITRES

	OD/DN	L1	L2	A ±15	R	X	Y
	63	167	247	806	639	837	837
	75	165	245	810	645	848	848
	90	163	243	816	653	861	861
	110	200	281	864	663	919	919
	125	204	284	874	670	936	936
	140	202	282	879	678	949	949
	160	209	289	897	688	977	977
	180	211	291	909	698	999	999
	200	214	294	921	708	1021	1021
	225	215	295	936	720	1048	1048
	250	272	352	1005	733	1130	1130
	280	283	363	1031	748	1171	1171
	315	384	479	1263	879	1420	1420
	355	368	493	1495	1127	1673	1673
	400	382	512	1570	1187	1770	1770
	450	396	531	1646	1250	1871	1871
	500	464	604	1778	1313	2028	2028
	560	481	626	1863	1381	2143	2143
	630	562	707	1980	1418	2295	2295
	710	642	787	2098	1456	2453	2453
	800	830	975	2331	1501	2731	2731
	900	917	1062	2468	1551	2918	2918
	1000	953	1103	2593	1639	3093	3093
	1100	1105	1255	2795	1689	3345	3345
	1200	1167	1342	3096	1929	3696	3696

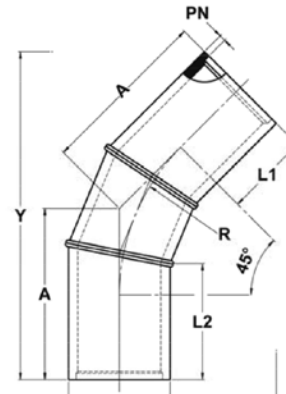
ADVANTAGE 28 SERIES, 22.5° FABRICATED BEND / LONG SPIGOT / PE100

PRESSURE RATED IN ACCORDANCE WITH POP 006. MANUFACTURED FROM 1 X SDR BELOW. > 7.5° MITRES

	OD/DN	L1	L2	A ±15	R	X	Y
	63	230	242	249	95	156	491
75	225	240	248	113	167	491	
90	219	237	246	135	181	491	
110	251	273	284	165	215	568	
125	250	275	288	188	230	577	
140	244	272	286	210	244	577	
160	246	278	294	240	266	596	
180	243	279	297	270	287	606	
200	240	280	300	300	307	616	
225	235	280	303	338	332	625	
250	286	335	360	375	378	741	
280	289	344	372	420	412	770	
315	395	457	489	473	490	1000	
355	399	469	505	533	535	1039	
400	406	485	525	600	586	1087	
450	411	500	545	675	642	1135	
500	471	571	620	750	718	1289	
560	477	589	644	840	785	1347	
630	539	665	727	945	884	1520	
710	598	739	809	1065	993	1693	
800	762	921	1000	1200	1152	2078	
900	822	1001	1090	1350	1283	2270	
1000	837	1036	1136	1500	1396	2376	
1100	962	1181	1291	1650	1552	2693	
1200	1023	1261	1381	1800	1683	2886	

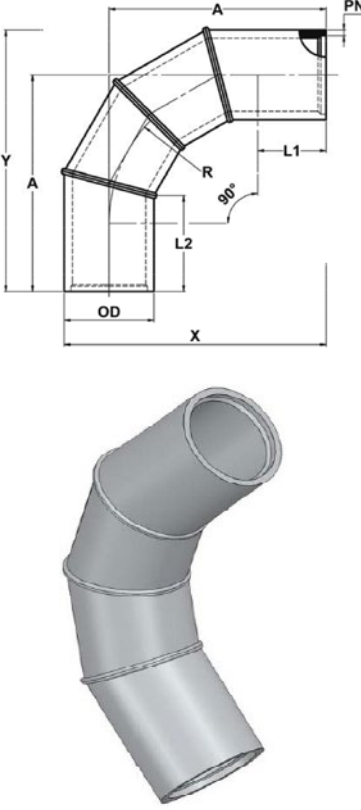
ADVANTAGE 28 SERIES, 45° FABRICATED BEND / LONG SPIGOT / PE100

PRESSURE RATED IN ACCORDANCE WITH POP 006. MANUFACTURED FROM 1 X SDR BELOW. > 7.5° MITRES

	OD/DN	L1	L2	A ±15	R	X	Y
	63	166	238	340	302	290	592
75	162	235	340	308	300	597	
90	158	231	341	316	313	602	
110	193	266	381	326	359	678	
125	197	267	383	324	373	687	
140	192	262	384	331	386	693	
160	200	267	391	332	408	713	
180	199	267	397	342	429	729	
200	199	266	402	352	450	745	
225	197	265	408	364	475	762	
250	248	318	471	386	541	878	
280	255	325	487	401	577	915	
315	353	436	622	465	702	1156	
355	307	445	706	691	792	1306	
400	310	458	744	750	856	1384	
450	322	469	770	775	917	1445	
500	381	536	859	828	1022	1614	
560	387	550	899	886	1101	1701	
630	451	621	999	949	1230	1894	
710	510	690	1103	1027	1370	2096	
800	658	866	1336	1174	1610	2521	
900	724	939	1447	1252	1772	2742	
1000	742	967	1516	1340	1905	2892	
1100	870	1105	1694	1427	2115	3228	
1200	921	1178	1822	1561	2289	3478	

ADVANTAGE 28 SERIES, 90° FABRICATED BEND / LONG SPIGOT / PE100

PRESSURE RATED IN ACCORDANCE WITH POP 006. MANUFACTURED FROM 1 X SDR BELOW. > 7.5° MITRES

	OD/DN	L1	L2	A ±15	R	X	Y
	63	166	238	468	302	499	499
	75	162	235	470	308	508	508
	90	158	231	474	316	519	519
	110	193	266	519	326	574	574
	125	197	267	520	324	583	583
	140	192	262	524	331	594	594
	160	200	267	532	332	612	612
	180	199	267	541	342	631	631
	200	199	266	551	352	651	651
	225	197	265	562	364	674	674
	250	248	318	634	386	759	759
	280	255	325	656	401	796	796
	315	353	436	818	465	976	976
	355	307	445	998	691	1176	1176
	400	310	458	1061	750	1261	1261
	450	322	469	1097	775	1322	1322
	500	381	536	1209	828	1459	1459
	560	387	550	1274	886	1554	1554
	630	451	621	1401	949	1716	1716
	710	510	690	1537	1027	1892	1892
800	658	866	1833	1174	2233	2233	
900	724	939	1976	1252	2426	2426	
1000	742	967	2082	1340	2582	2582	
1100	870	1105	2297	1427	2847	2847	
1200	921	1178	2482	1561	3082	3082	