







Compression Fittings

Metric Compression Fittings

PLASSON PN16 COMPRESSION FITTINGS

Asmuss Group offer a core range of Plasson Compression fittings. Please contact us if you cannot find the fitting you require as we have other options or can order for you.

	CODE:	Size OD mm	PN (bar)	Price
Male End Connector	PLMEC/020x½	20x½"	16	
	PLMEC/025x½	25x½"	16	
	PLMEC/025x¾	25x¾"	16	
	PLMEC/032x1	32x1"	16	
	PLMEC/040x1¼	40x1¼"	16	
	PLMEC/050x1½	50x1½"	16	
	PLMEC/063x2	63x2"	16	
Female End Connector 	PLFEC/020x½	20x½"	16	
	PLFEC/025x¾	25x¾"	16	
	PLFEC/032x1	32x1"	16	
	PLFEC/040x1¼	40x1¼"	16	
	PLFEC/050x1½	50x1½"	16	
	PLFEC/063x2	63x2"	16	
Straight Coupling 	PLJ/020	20	16	
	PLJ/025	25	16	
	PLJ/032	32	16	
	PLJ/040	40	16	
	PLJ/050	50	16	
	PLJ/063	63	16	
Repair Coupling  *without pipe stop	PLRPC/020	20	16	
	PLRPC/025	25	16	
	PLRPC/032	32	16	
	PLRPC/040	40	16	
	PLRPC/050	50	16	
	PLRPC/063	63	16	
Reducing Coupling 	PLRJ/025x020	25x20	16	
	PLRJ/032x025	32x25	16	
	PLRJ/040x032	40x32	16	
	PLRJ/050x040	50x40	16	
	PLRJ/063x050	63x50	16	
90° Elbow 	PLEL90/020	20x20	16	
	PLEL90/025	25x25	16	
	PLEL90/032	32x32	16	
	PLEL90/040	40x40	16	
	PLEL90/050	50x50	16	
	PLEL90/063	63x63	16	

	CODE:	Size OD mm	PN (bar)	Price
90° Elbow Female 	PLFEL90/020x½	20x½"	16	
	PLFEL90/025x¾	25x¾"	16	
	PLFEL90/032x1	32x1"	16	
	PLFEL90/040x1¼	40x1¼"	16	
	PLFEL90/050x1½	50x1½"	16	
	PLFEL90/063x2	63x2"	16	
90° Elbow Male 	PLMEL90/020x½	20x½"	16	
	PLMEL90/025x¾	25x¾"	16	
	PLMEL90/032x1	32x1"	16	
	PLMEL90/040x1¼	40x1¼"	16	
	PLMEL90/050x1½	50x1½"	16	
	PLMEL90/063x2	63x2"	16	
Tee 	PLT/020	20	16	
	PLT/025	25	16	
	PLT/032	32	16	
	PLT/040	40	16	
	PLT/050	50	16	
	PLT/063	63	16	
Reducing Tee 	PLRT/25x25x20	25x25x20	16	
	PLRT/32x32x25	32x32x25	16	
	PLRT/40x40x32	40x40x32	16	
	PLRT/50x50x40	50x50x40	16	
	PLRT/63x63x50	63x63x50	16	
Tee Female 	PLFT/020x½	20x½"	16	
	PLFT/025x¾	25x¾"	16	
	PLFT/032x1	32x1"	16	
	PLFT/040x1¼	40x1¼"	16	
	PLFT/050x1½	50x1½"	16	
	PLFT/063x2	63x2"	16	
End Cap	PLCPL/020	20	16	
	PLCPL/025	25	16	
	PLCPL/032	32	16	
	PLCPL/040	40	16	
	PLCPL/050	50	16	
	PLCPL/063	63	16	
	PLCPL/075	75	16	
	PLCPL/090	90	16	
	PLCPL/110	110	16	



PRICES INDICATED DO NOT INCLUDE GST




Compression Fittings

Compression Saddles

PLASSON COMPRESSION TAPPING SADDLES WITH SWIVEL TEE


	CODE:	SIZE (OD) (mm)	PN (BAR)	PRICE
TAPPER FOR SERIES 1 PVC 	PLTAP/110-114X025	110-114 x 25	16	
	PLTAP/110-114X032	110-114 x 32	16	
	PLTAP/160X025	160 x 25	16	
	PLTAP/160X032	160 x 32	16	
TAPPER FOR SERIES 2 PVC 	PLTAP/122X025	122 x 25	16	
	PLTAP/122X032	122 x 32	16	
	PLTAP/177X025	177 x 25	16	
	PLTAP/177X032	177 x 32	16	
ALLEN KEY 12 x 160mm key, required to operate the cutter	PLASSONKEY/12MM			


	CODE:	SIZE (OD) (mm)	PN (BAR)	PRICE
TAPPER FOR METRIC PE PN12.5 	PLTAP/063X025	63 x 25	12.5	
	PLTAP/063X032	63 x 32	12.5	
	PLTAP/075X025	75 x 25	12.5	
	PLTAP/075X032	75 x 32	12.5	
	PLTAP/090X025	90 x 25	12.5	
	PLTAP/090X032	90 x 32	12.5	
	PLTAP/110-114X025	110-114 x 25	16	
	PLTAP/110-114X032	110-114 x 32	16	
	PLTAP/125X025*	125 x 25	16	
	PLTAP/125X032	125 x 32	16	
	PLTAP/140X025	140 x 25	16	
	PLTAP/140X032	140 x 32	16	
	PLTAP/160X025	160 x 25	16	
	PLTAP/160X032	160 x 32	16	
	PLTAP/180X025*	180 x 25	16	
	PLTAP/180X032	180 x 32	16	

*Stock Items - all other sizes indent only

ALPRENE POLY16 BRANCHING SADDLES

Alprene Poly16 branching saddles are designed for installation on all metric pipes. The strength of the joint lies in the specially developed profile gasket. It offers more safety in case of water hammer, oval or scratched pipes. The sturdy construction with reinforcing ribs has been designed for use under the harshest on-site conditions. The extra long, stainless steel reinforcement ring in the outlet branch prevents cracking, even with high torques. The working pressures for the branch saddles are 16 bar (at 20 °C water) for up to 160mm (o.d.) and 10 bar (at 20 °C water) from 180mm to 315mm (o.d.).

BLUE	CODE:	OD (mm)	# BOLTS	PN (BAR)	Price
	FAS/020x½	20x½"	2	16	
	FAS/025x½	25x½"	2	16	
	FAS/025x¾	25x¾"	2	16	
	FAS/032x½	32x½"	2	16	
	FAS/032x¾	32x¾"	2	16	
	FAS/032x1	32x1"	2	16	
	FAS/040x½	40x½"	2	16	
	FAS/040x¾	40x¾"	2	16	
	FAS/040x1	40x1"	2	16	
	FAS/050x½	50x½"	4	16	
	FAS/050x¾	50x¾"	4	16	
	FAS/050x1	50x1"	4	16	
	FAS/050x1¼	50x1¼"	4	16	
	FAS/063x½	63x½"	4	16	
	FAS/063x¾	63x¾"	4	16	
	FAS/063x1	63x1"	4	16	
	FAS/063x1¼	63x1¼"	4	16	
	FAS/063x1½	63x1½"	4	16	
	FAS/075x½	75x½"	4	16	
	FAS/075x¾	75x¾"	4	16	
	FAS/075x1	75x1"	4	16	
	FAS/075x1¼	75x1¼"	4	16	
	FAS/075x1½	75x1½"	4	16	
	FAS/075x2	75x2"	4	16	
	FAS/090x½	90x½"	4	16	
	FAS/090x¾	90x¾"	4	16	
	FAS/090x1	90x1"	4	16	
	FAS/090x1¼	90x1¼"	4	16	
	FAS/090x1½	90x1½"	4	16	
	FAS/090x2	90x2"	4	16	
	FAS/110x½	110x½"	6	16	
	FAS/110x¾	110x¾"	6	16	
	FAS/110x1	110x1"	6	16	
	FAS/110x1¼	110x1¼"	6	16	
	FAS/110x1½	110x1½"	6	16	
	FAS/110x2	110x2"	6	16	
FAS/114x2	114x2"	6	16		
FAS/125x½	125x½"	6	16		
FAS/125x¾	125x¾"	6	16		
FAS/125x1	125x1"	6	16		

BLUE	CODE:	OD (mm)	# BOLTS	PN (BAR)	Price
	FAS/125x1¼	125x1¼"	6	16	
	FAS/125x1½	125x1½"	6	16	
	FAS/125x2	125x2"	6	16	
	FAS/140x½	140x½"	6	16	
	FAS/140x¾	140x¾"	6	16	
	FAS/140x1	140x1"	6	16	
	FAS/140x1¼	140x1¼"	6	16	
	FAS/140x1½	140x1½"	6	16	
	FAS/140x2	140x2"	6	16	
	FAS/160x½	160x½"	6	16	
	FAS/160x¾	160x¾"	6	16	
	FAS/160x1	160x1"	6	16	
	FAS/160x1¼	160x1¼"	6	16	
	FAS/160x1½	160x1½"	6	16	
	FAS/160x2	160x2"	6	16	
	FAS/160x3	160x3"	6	16	
	FAS/160x4	160x4"	6	16	
	FAS/180x1	180x1"	6	10	
	FAS/180x1¼	180x1¼"	6	10	
	FAS/180x1½	180x1½"	6	10	
	FAS/180x2	180x2"	6	10	
	FAS/180x3	180x3"	6	10	
	FAS/180x4	180x4"	6	10	
	FAS/200x1½	200x1½"	6	10	
	FAS/200x2	200x2"	6	10	
	FAS/200x3	200x3"	6	10	
	FAS/200x4	200x4"	6	10	
	FAS/225x1½	225x1½"	6	10	
FAS/225x2	225x2"	6	10		
FAS/225x3	225x3"	6	10		
FAS/225x4	225x4"	6	10		
FAS/250x2	250x2"	6	10		
FAS/250x3	250x3"	6	10		
FAS/250x4	250x4"	6	10		
FAS/280x2	280x2"	6	10		
FAS/280x3	280x3"	6	10		
FAS/280x4	280x4"	6	10		
FAS/315x2	315x2"	6	10		
FAS/315x3	315x3"	6	10		
FAS/315x4	315x4"	6	10		