

WANG Mechanical





Couplings And Repair Clamps

Wang Components is one of the leading manufacturers and suppliers of grade 316 clamps and couplings for reticulated water, sewerage and gas distribution mains and industrial piping systems. The product range is widely utilised and specified by Water Authorities throughout Australia and New Zealand for both installation and maintenance of their reticulation network.


The Wang range is extensive covering all pipe diameter's and configurations with off the shelf and custom made fabrications. This price list covers a core range of commonly used products. If you do not see the size or configuration you require please do not hesitate to contact Plastic Systems.

Related Documents: Refer to our website www.plasticsystems.co.nz for the full range of Wang Fittings and technical specifications.

WANG REPAIR CLAMPS

	CODE	Range (OD) mm	Lgth mm	Price
Repair Clamp PN16 316 SS 	WGRCK2AB/110-120	110-120	200	
	WGRCK3AC/114-124	114-124	300	
	WGRCK2AB/120-130	120-130	200	
	WGRCK3AC/120-130	120-130	300	
	WGRCK2AB/150-160	150-160	200	
	WGRCK3AC/150-160	150-160	300	
	WGRCK2AB/160-170	160-170	200	
	WGRCK3AC/160-170	160-170	300	
	WGRCK2AB/175-185	175-185	200	
	WGRCK3AC/175-185	175-185	300	
	WGRCK2AB/215-225	215-225	200	
	WGRCK3AC/215-225	215-225	300	
	WGRCK2AB/230-240	230-240	200	
	WGRCK3AC/250-260	250-260	300	
Repair Clamp PN16. 316 SS Tapped BSP 2" 	WGRCT050K2AB/110-120	110-120	200	
	WGRCT050K2AB/120-130	120-130	200	
	WGRCT050K2AB/160-170	160-170	200	
	WGRCT050K2AB/175-185	175-185	200	
	WGRCT050K2AB/200-210	200-210	200	
	WGRCT050K2AB/210-220	210-220	200	
	WGRCT050K2AB/215-225	215-225	200	
	WGRCT050K3AC/215-225	215-225	300	
	WGRCT050K2AB/230-240	230-240	200	
	WGRCT050K3AC/230-240	230-240	300	
Leak Clamp PN16 DI Socket. SS Bolts 	WGKSCSS/096-100	96-100		
	WGKSCSS/122-127	122-127		
	WGKSCSS/175-180	175-180		
	WGKSCSS/230-236	230-236		
	WGKSCSS/282-289	282-289		
	WGKSCSS/345-355	345-355		
	WGKSCSS/425-430	425-430		
45° Sewer Offtake Clamp 100Kpa 316 SS 	WGOBSEWER45/120X110	120-130	300	
	WGOBSEWER45/135X110	135-145	300	

WANG REPAIR CLAMPS FOR HDPE

	CODE	Size (OD) mm	Lgth mm	Price
Repair Clamp PN16 316 SS for HDPE pipe only 	WGHDPERC300/125	125	300	
	WGHDPERC300/140	140	300	
	WGHDPERC300/160	160	300	
	WGHDPERC300/180	180	300	
	WGHDPERC300/200	200	300	
	WGHDPERC400/225	225	400	
	WGHDPERC400/250	250	400	
	WGHDPERC600/280	280	600	
	WGHDPERC600/315	315	600	
	WGHDPERC600/355	355	600	
	WGHDPERC600/400	400	600	
	WGHDPERC800/450	450	800	
	WGHDPERC800/500	500	800	

WANG VARI-GIB COUPLINGS

	CODE	Range (OD) mm	Lgth mm	Price
Straight Coupling PN16. DIFC Flange 316 SS Barrel & Bolts 	WGVGAAS110/100	109-133	110	
	WGVGAAS110/150	158-182	110	
	WVGACAS176/200	214-238	176	
	WVGACAS176/225	240-264	176	
	WVGACAS176/250	272-296	176	
	WVGADS216/300	310-334	216	
	WVGADS216/320	330-354	216	
	WVGCD216/375	410-434	216	
	WVGCD216/488	488-512	216	
Tapping Saddle PN16. DI. SS Bolts 	WGVTFD020/113-122	113-122	90	
	WGVTFD020/168-177	168-177	90	
	WGVTFD025/113-122	113-122	90	
	WGVTFD025/168-177	168-177	90	
Blank End PN16. DI. SS Bolts 	WGVGBLANKFCFC/100	109-133		
	WGVGBLANKFCFC/150	158-182		
Flange Adaptor PN16 AS4087. DI. SS Bolts 	WGFADPT/100	109-133		
	WGFADPT/150	158-182		

PRICES INDICATED DO NOT INCLUDE GST



